


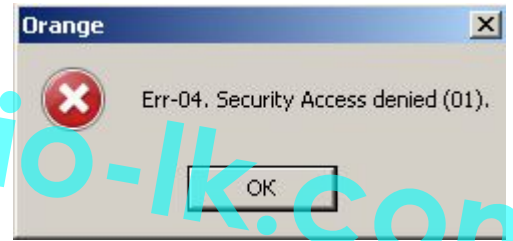
Immobilizer Mahindra XYLO & SCORPIO



Overview:

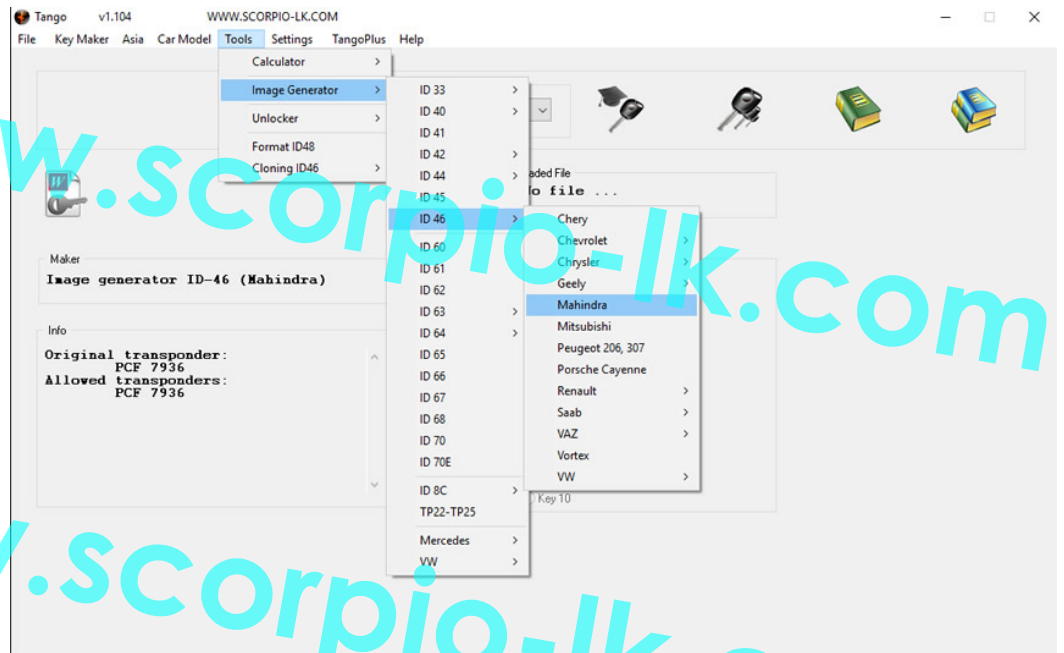
Currently there are no programmers on the market that can read the EEPROM found in this type of immobilizer. The software solution for programmer Orange-5 which is described in this document was developed in order to allow read/write data through K-line interface and also to erase keys and add new keys. Transponders(keys) used have to be either pre coded with Tango ID46 Mahindra or dealer keys. Currently supported are XYLO and Scorpio.

NOTE: During work with this immobilizer you may encounter error Err-04. This error is not a major problem and appears because when ignition is turned on the immobilizer is not accessible through diagnostic for a while as during this time it is communicating with the ECU. Due to this after ignition before attempting to connect to the immobilizer wait several seconds (5-10 sec).

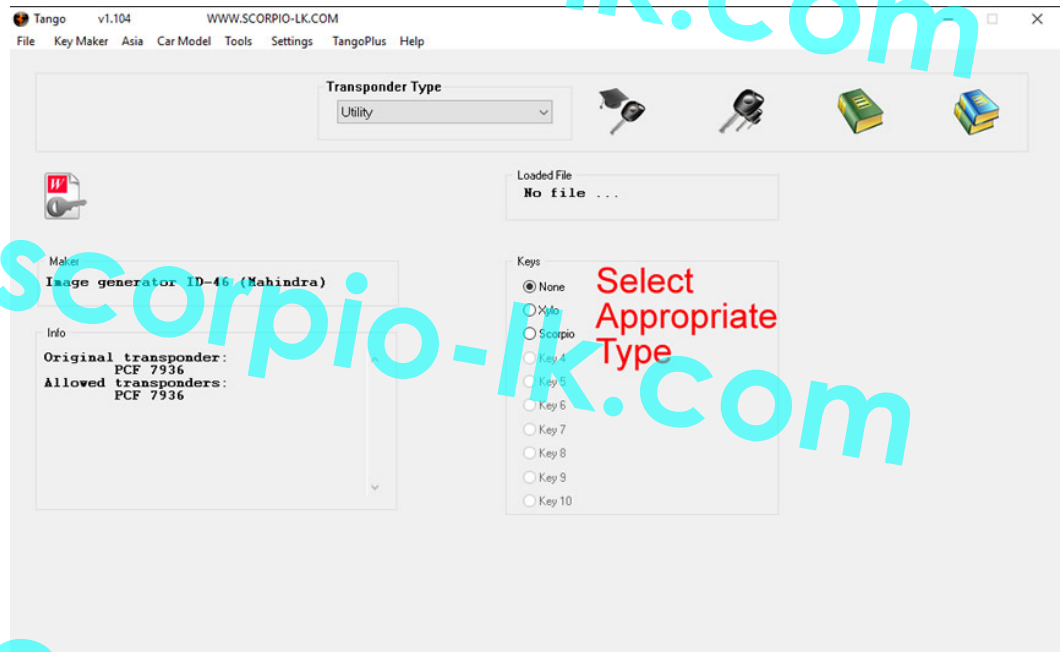


Tango Image Generator:

Requires Tango software 1.104 or higher. Navigate to Tools -> Image Generator -> ID46 -> Mahindra



After that place transponder in coil and select appropriate key type - XYLO or Scorpio depending on the immobilizer you are working on



www.scorpio-lk.com